

Manual Control Griddle

Model : TAMG-12



FEATURES & BENEFITS

- **Stainless steel front, sides and 4" front top ledge**
- **4" back splash with tapered side splashes**
- **One 22,000 BTU/hr U shaped aluminized burner for every 12" of griddle width**
- **Ergonomically designed heat resistant PPS (Poly Phenylene Sulfide) On-Off knob**
- **3/4" polished steel griddle plate**
- **2" stainless steel legs included**
- **Adjustable standing pilot for each burner**
- **High efficiency griddle will provide faster cooking and recovery but use less gas**
- **3/4" rear gas connection and gas pressure regulator**



Model	Control	#of Burners	Total BTUs	Plate Depth	Crated Weight (lbs.)	W x D x H [†] (inches)
TAMG-12	Manual	1	22,000	22	122	12 x 30 1/2 x 12 1/2

Manual Control Griddle

Model : TAMG-12

DATA	
Gas Type	NAT/LP Convertible
Gas Connection	3/4"
Regulator	3/4"
Gas Pressure	NAT : 5W.C" / LPG : 10W.C"
BTU	22,000
SHIPPING DATA	
Class	85
Length (in.)	12 (305mm)
Depth (in.) *	30 1/2 (775mm)
Height (in.) †	12 1/2 (317mm)
Net / Gross Weight (lbs.)	94 / 122

Design and specifications subject to change without notice.

Actual shipping weight may differ due to extra packing materials for product protection.

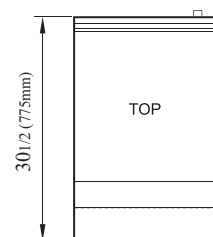
* Depth does not include 3/4" for rear gas connection.

† Height does not include 2" for leg height.

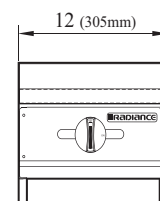
■ WARRANTY : 1 Year Labor and Parts Warranty

PLAN VIEW

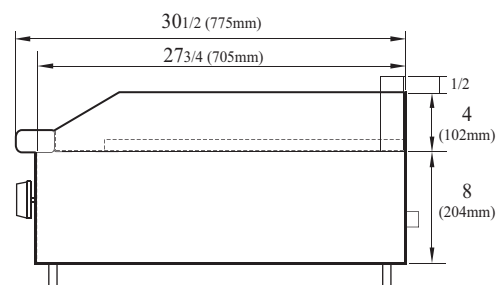
(unit : inch)



TOP VIEW



FRONT VIEW



SIDE VIEW

Ver.20251105



■ Parts and Warranty: 800-500-3519

BTI BAKE TECH
INNOVATION

BESTA

RADIANCE