

REFRIGERATOR MANUFACTURER
Turbo air
 more durable, efficient, beautiful

4184 E. Conant St.
 Long Beach, CA 90808
 Tel. 310-900-1000
 Fax. 310-900-1077
www.turboairinc.com

Project:	
Model #:	
Item #:	
Available W/H:	Qty:
Approval:	
AIA #:	SIS #:
CSI Section 11400	

Glass Door Heated Cabinet

Reach-In
 M3 Series

Model : M3H47-2-G

≡ FEATURES & BENEFITS ≡

- **Digital temperature control & monitor system**
 - Keeps food products safe by maintaining constant temperatures
 - Alarm beeps when doors are not sealed
 - Digital display allows for easy monitoring
- **Ducted fan air distribution system**
 Maintains temperature within the food zone
- **On/Off switch**
 ON/OFF switch is located on control panel
- **Stainless steel cabinet construction**
 The Turbo Air M3 heated cabinet model boasts a stainless steel exterior (galvanized steel top, bottom and back) and AL interior with stainless steel floor. It guarantees the utmost in cleanliness and long product life. Sharp corners and edges have been rounded to reduce the risk of injury. The M3 adds a touch of style to the most refined setting.
- **Stainless steel doors with glass window**
- **LED interior lighting**
- **High-density polyurethane insulation**
 The entire cabinet structure and solid doors are foamed-in-place using high density, CFC free polyurethane insulation.
- **Adjustable, stainless steel wire shelves**
- **Heated cabinet holds 140°F ~ 180°F for the best in food preservation**




Model	Swing Doors	CU./FT.	#of Shelves	Wattage (W)	AMPS	Crated Weight (lbs.)	L x D x H [†] (inches)
M3H47-2-G	2	42.9	6	1550	13.5	367	51³/₄ x 30³/₄ x 78

Glass Door Heated Cabinet

Reach-In
M3 Series

Model : M3H47-2-G

ELECTRICAL DATA	
Voltage	115/60/1
Plug Type	 NEMA 5-15P
Full Load Amperes	13.5
Wattage (W)	1550
Cord Length (ft.)	8
DIMENSIONAL DATA	
# of Doors	2
# of Racks Accepted	2
Net Capacity (cu. ft.)	42.9
Ext. Length Overall (in.)	51 ³ / ₄ (1314mm)
Ext. Depth Overall (in.)*	30 ³ / ₄ (780mm)
Ext. Height Overall (in.)†	78 (1981mm)
Int. Length Overall (in.)	45 ¹ / ₄ (1151mm)
Int. Depth Overall (in.)	25 ¹ / ₈ (639mm)
Int. Height Overall (in.)	58 ³ / ₄ (1493mm)
# of Shelves	6
Shelf Size (L x D) (in.)	23 ¹ / ₂ x 21 ⁵ / ₈
Net Weight (lbs.)	304
Gross Weight (lbs.)	367

Design and specifications subject to change without notice.

Actual shipping weight may differ due to extra packing materials for product protection.

* Depth does not include 1-3/8" for door handles.

† Height does not include 5" for caster height.

■ WARRANTY : 3 Year Parts and Labor Warranty

■ STANDARD FEATURES

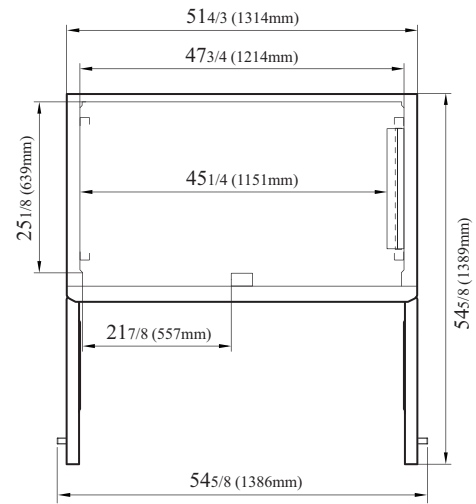
- Door locks
- 4" dia. swivel casters with locks on the front set
- Easy replaceable one piece magnetic door gaskets
- Solid and sturdy grille design

■ OPTIONAL ACCESSORIES

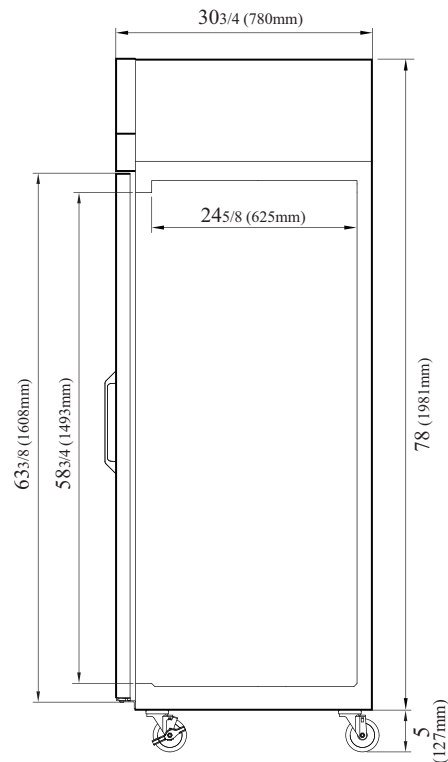
- 2.5" caster, 1/2" diameter & 13 TPI: 30265H0100 (non-brake), 30265H0200 (w/ brake)
- 5" caster, 1/2" diameter & 13 TPI: M726500100 (non-brake), M726500200 (w/ brake)
- 6" stainless steel leg: 30221M0600
- Half door bun tray rack: TSP-2224 (each holds up to six 18"L x 26"D sheet pans)
- Full door bun tray rack: TSP-2250-T (each holds up to fifteen 18"L x 26"D sheet pans)
- 5 pairs of universal tray slides and pilasters for M3H47-2: TS2-UNM (applies to one section only, requires installation)
- Additional stainless steel wire shelf: T24H938760

PLAN VIEW

(unit : inch)



TOP VIEW



SIDE VIEW

Ver.20260318



- Turbo Air: 800-627-0032
- Bake Tech Innovation: 800-500-3519
- Warranty: 800-381-7770
- AC: 888-900-1002