

<b>REFRIGERATOR MANUFACTURER</b> <b>Turbo air</b> more durable, efficient, beautiful	4184 E. Conant St. Long Beach, CA 90808 Tel. 310-900-1000 Fax. 310-900-1077 <a href="http://www.turboairinc.com">www.turboairinc.com</a>		Project:
			Model #:
			Item #:
	Available W/H:	Qty:	
	Approval:		
	AIA #:	SIS #:	
			CSI Section 11400

## Glass Half Door Heated Cabinet

Reach-In  
PRO Series

**Model : PRO-77-6H-G**

### FEATURES & BENEFITS

#### ■ Digital temperature control & monitor system

- Keeps food products safe by maintaining constant temperatures
- Alarm beeps when doors are not sealed
- Early warning alarm program detects issues before malfunction occurs
- Digital display allows for easy monitoring
- Sensitive touch display

#### ■ Ducted fan air distribution system

Maintains temperature within the food zone

#### ■ On/Off switch

ON/OFF switch is located on control panel

#### ■ All stainless steel cabinet construction

The PRO series model boasts a stainless steel interior and a **22 gauge** stainless steel exterior (galvanized steel top, bottom). It guarantees the utmost in cleanliness and long product life. The PRO series model adds a touch of style to the most refined setting.

#### ■ Sturdy, clean stainless steel shelving

Shelves are the most important part of cleanliness as they come in direct contact with food. After a while, PVC coated wire shelves may peel, rust and lead to unsanitary conditions. Only the Turbo Air PRO series uniquely provides stainless steel shelving.

#### ■ LED interior lighting

Includes a U.S. patented dimming option, exclusively from Turbo Air. This feature reduces energy consumption by 3~5%.

#### ■ High-density polyurethane insulation

The entire cabinet structure and solid doors are foamed-in-place using high density, CFC free polyurethane insulation.

#### ■ Half length glass doors with locks

#### ■ Self-closing doors with stay open feature at 120 degrees

#### ■ Heated cabinet holds 140°F ~ 180°F for the best in food preservation




Model	Swing Door	CU./FT.	#of Shelves	Wattage (W)	AMPS	Crated Weight (lbs.)	L x D* x H† (inches)
PRO-77-6H-G	6	76	9	3000	15	816	77 3/4 x 33 7/8 x 78

# Glass Half Door Heated Cabinet

Reach-In  
PRO Series

## Model : PRO-77-6H-G

ELECTRICAL DATA	
Voltage	208~230V/115V/60Hz/1Ph
Plug Type	 NEMA L14-20P
Full Load Amperes	15
Wattage (W)	3000
Cord Length (ft.)	8
DIMENSIONAL DATA	
# of Doors	6
# of Racks Accepted	3
Net Capacity (cu. ft.)	76
Ext. Length Overall (in.)	77 3/4 (1976mm)
Ext. Depth Overall (in.)*	33 7/8 (860mm)
Ext. Height Overall (in.)†	78 (1982mm)
Int. Length Overall (in.)	68 1/4 (1735mm)
Int. Depth Overall (in.)	27 5/8 (702mm)
Int. Height Overall (in.)	58 3/4 (1493mm)
# of Shelves	9
Shelf Size (L x D) (in.)	22 3/4 x 26 3/8 (Left/Right)
	25 x 26 3/8 (Middle)
Net Weight (lbs.)	748
Gross Weight (lbs.)	816

Design and specifications subject to change without notice.

Actual shipping weight may differ due to extra packing materials for product protection.

\* Depth does not include 1-1/4" for door handles.

† Height does not include 5" for caster height.

### ■ WARRANTY : 3 Year Parts and Labor Warranty

### ■ STANDARD FEATURES

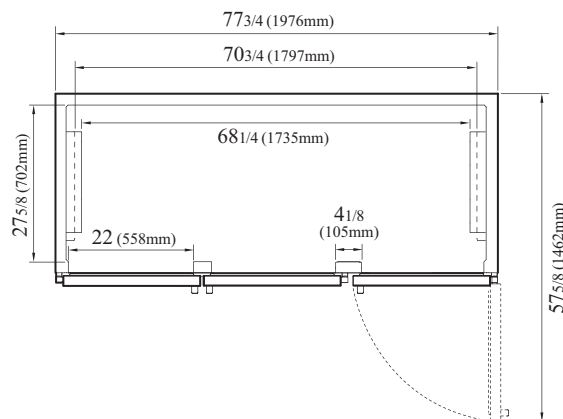
- Door locks
- 4" dia. swivel casters with locks on the front set
- Easy replaceable one piece magnetic door gaskets
- Solid and sturdy grille design

### ■ OPTIONAL ACCESSORIES

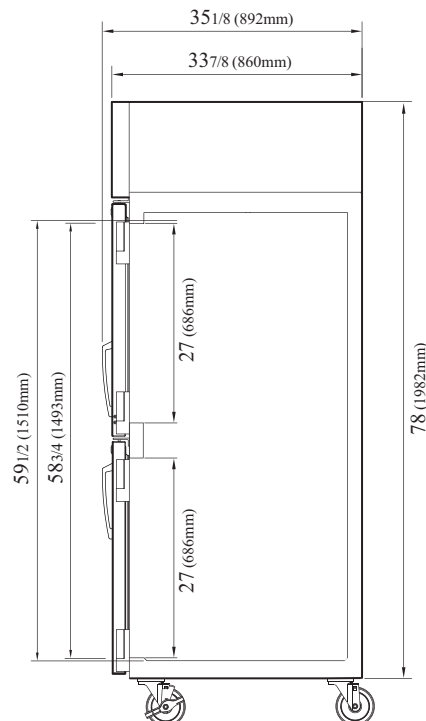
- 5" caster, 1/2" diameter & 13 TPI:  
M726500100 (non-brake), M726500200 (w/ brake)
- 4.7" leveling seismic leg (1/2", 13 TPI): 30221M0500
- 6" stainless steel leg: 30221M0600
- Additional stainless steel shelf: (L, R) H50R901700, (M) H77R801710
- Tray slides kits: TS23-N1LR(#1), TS23-N1LR HALF, TS23-N4LR(#4), TS23-N4LR HALF, TS23-UNLR-H(Universal), TS23-UNLR-H HALF, TS3-N1C(#1), TS3-N1C HALF, TS3-N4C(#4), TS3-N4C HALF, TS3-UNC-H(Universal), TS3-UNC-H HALF

## PLAN VIEW

(unit : inch)



TOP VIEW



SIDE VIEW

Ver.20251231



- Turbo Air: 800-627-0032
- Bake Tech Innovation: 800-500-3519
- Warranty: 800-381-7770
- AC: 888-900-1002