



4184 E. Conant St.
Long Beach, CA 90808
Tel. 310-900-1000
Fax. 310-900-1077
www.turboairinc.com

Project:	
Model #:	
Item #:	
Available W/H:	Qty:
Approval:	
AIA #:	SIS #:
CSI Section 11400	

Solid Door Proofer

Reach-In
PRO Series

FEATURES & BENEFITS

**Model : PRO-26H-PF(-L)
PRO-26H2-PF(-L)**

- **Digital temperature control & monitor system**

 - Keeps constant proofing temperature with less variation
 - Alarm beeps when doors are not sealed
 - Digital display allows for easy monitoring and control
 - Sensitive touch display
- **Ducted fan air distribution system for even proofing**

 - Maintains temperature within the food zone
 - Proofing evenly top to bottom with less temperature variation
- **On/Off switch**

ON/OFF switch is located on control panel
- **All stainless steel cabinet construction**

The PRO series model boasts a stainless steel interior and a **22 gauge** stainless steel exterior (galvanized steel top, bottom). It guarantees the utmost in cleanliness and long product life. The PRO series model adds a touch of style to the most refined setting.
- **Sturdy, clean stainless steel shelving**

Shelves are the most important part of cleanliness as they come in direct contact with food. After a while, PVC coated wire shelves may peel, rust and lead to unsanitary conditions. Only the Turbo Air PRO series uniquely provides stainless steel shelving.
- **LED interior lighting**
- **High-density polyurethane insulation**

The entire cabinet structure and solid doors are foamed-in-place using high density, CFC free polyurethane insulation.
- **Full length stainless steel solid doors with locks**
- **Self-closing doors with stay open feature at 120 degrees**
- **Proofing temperature 70°F ~ 115°F and proofing timer 30min ~ 150min for precise control**

The adjustable proofing temperature and timer support a wide variety of proofing needs.
- **PRO-26H-PF: Right hinged, 115V**

• **PRO-26H-PF-L: Left hinged, 115V**



• **PRO-26H2-PF: Right hinged, 208V**

• **PRO-26H2-PF-L: Left hinged, 208V**



Model	Swing Door	CU./FT.	#of Shelves	Wattage (W)	AMPS	Crated Weight (lbs.)	L x D* x H† (inches)
PRO-26H-PF(-L) PRO-26H2-PF(-L)	1	25	3	1550	13.5 7.5	304	28 ³ / ₄ x 33 ⁷ / ₈ x 78

Model : PRO-26H-PF(-L) PRO-26H2-PF(-L)

ELECTRICAL DATA	PRO-26H-PF(-L)	PRO-26H2-PF(-L)
Voltage	115V/60Hz/1Ph	208~230V/115V/60Hz/1Ph
Plug Type	 NEMA 5-15P	 NEMA L14-20P
Full Load Amperes	13.5	7.5
Wattage (W)	1550	1550
Cord Length (ft.)	8	8
DIMENSIONAL DATA		
# of Doors	1	1
# of Racks Accepted	1	1
Net Capacity (cu. ft.)	25	25
Ext. Length Overall (in.)	28 ³ / ₄ (730mm)	28 ³ / ₄ (730mm)
Ext. Depth Overall (in.)*	33 ⁷ / ₈ (860mm)	33 ⁷ / ₈ (860mm)
Ext. Height Overall (in.)†	78 (1982mm)	78 (1982mm)
Int. Length Overall (in.)	22 (559mm)	22 (559mm)
Int. Depth Overall (in.)	27 ⁵ / ₈ (702mm)	27 ⁵ / ₈ (702mm)
Int. Height Overall (in.)	58 ³ / ₄ (1493mm)	58 ³ / ₄ (1493mm)
# of Shelves	3	3
Shelf Size (L x D) (in.)	23 ¹ / ₂ x 26 ³ / ₈	23 ¹ / ₂ x 26 ³ / ₈
Net Weight (lbs.)	259	259
Gross Weight (lbs.)	304	304

Design and specifications subject to change without notice.

Actual shipping weight may differ due to extra packing materials for product protection.

* Depth does not include 1-1/4" for door handles.

† Height does not include 5" for caster height.

■ WARRANTY : 3 Year Parts and Labor Warranty

■ STANDARD FEATURES

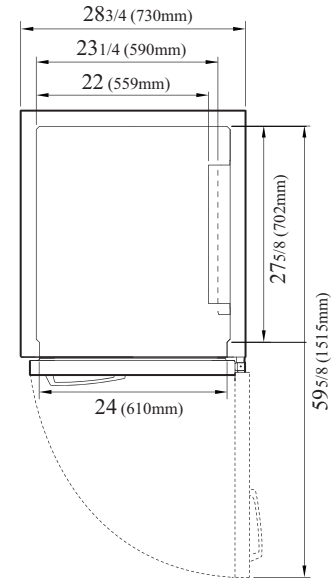
- Door locks
- 4" dia. swivel casters with locks on the front set
- Easy replaceable one piece magnetic door gaskets
- Solid and sturdy grille design

■ OPTIONAL ACCESSORIES

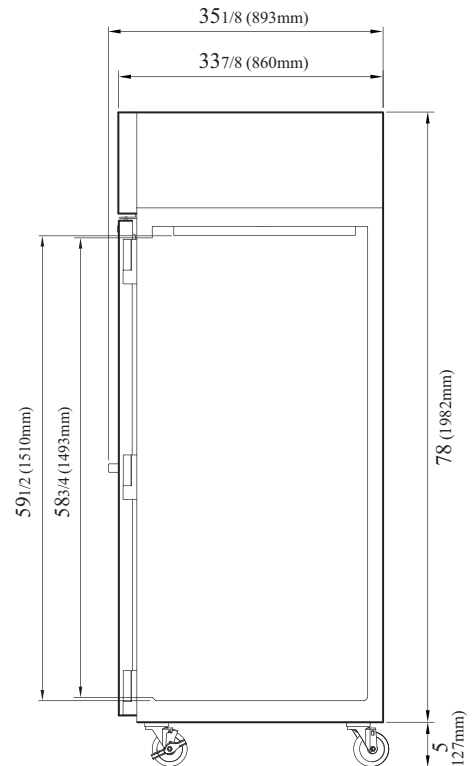
- 5" caster, 1/2" diameter & 13 TPI:
M726500100 (non-brake), M726500200 (w/ brake)
- 4.7" leveling seismic leg (1/2", 13 TPI): 30221M0500
- 6" stainless steel leg: 30221M0600
- Additional stainless steel shelf: H26R901680
- Tray slides kits: TS1-N1(#1), TS1-N4(#4), TS1-UN(Universal)
- (1) Pair of #1 Tray Slides: H26R104460 (Maximum 24 pairs)
- (1) Pair of Universal Tray Slides: H26R104470 (Maximum 16 pairs)

PLAN VIEW

(unit : inch)



TOP VIEW



SIDE VIEW

Ver.20251231



- Turbo Air: 800-627-0032
- Bake Tech Innovation: 800-500-3519
- Warranty: 800-381-7770
- AC: 888-900-1002