

 <b>REFRIGERATOR MANUFACTURER</b> <b>Turbo air</b> more durable, efficient, beautiful	4184 E. Conant St. Long Beach, CA 90808 Tel. 310-900-1000 Fax. 310-900-1077 <a href="http://www.turboairinc.com">www.turboairinc.com</a>	Project:	
		Model #:	
		Item #:	
		Available W/H:	Qty:
		Approval:	
		AIA #:	SIS #:
		CSI Section 11400	

# Roll-In Solid Door Proofer

*Roll-In  
PRO Series*

**Model : PRO-26H-RI-PF(-L)  
PRO-26H2-RI-PF(-L)**

## ≡ FEATURES & BENEFITS ≡

- **Digital temperature control & monitor system**

  - Keeps constant proofing temperature with less variation
  - Alarm beeps when doors are not sealed
  - Digital display allows for easy monitoring
  - Sensitive touch display
  
- **Ducted fan air distribution system for even proofing**

  - Maintains temperature within the food zone
  - Proofing evenly top to bottom with less temperature variation
  
- **On/Off switch**

ON/OFF switch is located on control panel
  
- **All stainless steel cabinet construction**

The PRO series model boasts a stainless steel interior and a **22 gauge** stainless steel exterior (galvanized steel top, bottom). It guarantees the utmost in cleanliness and long product life. The PRO series model adds a touch of style to the most refined setting.
  
- **LED interior lighting**
  
- **High-density polyurethane insulation**

The entire cabinet structure and solid doors are foamed-in-place using high density, CFC free polyurethane insulation.
  
- **Full length stainless steel solid doors with locks**
  
- **Self-closing doors with stay open feature at 120 degrees**
  
- **Proofing temperature 70°F ~ 115°F and proofing timer 30min ~ 150min for precise control**

The adjustable proofing temperature and timer support a wide variety of proofing needs.
  
- **PRO-26H-RI-PF: Right hinged, 115V**

• **PRO-26H-RI-PF-L: Left hinged, 115V**

• **PRO-26H2-RI-PF: Right hinged, 208V**

• **PRO-26H2-RI-PF-L: Left hinged, 208V**





Model	Swing Door	CU./FT.	#of Rack Accepted	Wattage (W)	AMPS	Crated Weight (lbs.)	L x D* x H† (inches)
PRO-26H-RI-PF(-L) PRO-26H2-RI-PF(-L)	<b>1</b>	<b>35.51</b>	<b>1</b>	<b>1550</b>	<b>13.5 7.5</b>	<b>436</b>	<b>34 x 37<sup>3</sup>/<sub>4</sub> x 84<sup>1</sup>/<sub>4</sub></b>

Ver.20251231 Printed in U.S.A. \* Depth does not include 1-1/4" for door handles. Depth does not include 3-1/2" for ramp.

# Roll-In Solid Door Proofer

Roll-In  
PRO Series

## Model : PRO-26H-RI-PF(-L) PRO-26H2-RI-PF(-L)

ELECTRICAL DATA	PRO-26H-RI-PF(-L)	PRO-26H2-RI-PF(-L)
Voltage	115V/60Hz/1Ph	208~230V/115V/60Hz/1Ph
Plug Type	 NEMA 5-15P	 NEMA L14-20P
Full Load Amperes	13.5	7.5
Wattage (W)	1550	1550
Cord Length (ft.)	8	8
DIMENSIONAL DATA		
# of Doors	1	1
# of Rack Accepted (Size (L x D x H) (in.))	1 (27 x 29 x 66)	1 (27 x 29 x 66)
Net Capacity (cu. ft.)	35.51	35.51
Ext. Length Overall (in.)	34 (865mm)	34 (865mm)
Ext. Depth Overall (in.)	37 <sup>3</sup> / <sub>4</sub> (960mm)	37 <sup>3</sup> / <sub>4</sub> (960mm)
Ext. Height Overall (in.)	84 <sup>1</sup> / <sub>4</sub> (2140mm)	84 <sup>1</sup> / <sub>4</sub> (2140mm)
Int. Length Overall (in.)	27 <sup>3</sup> / <sub>8</sub> (694mm)	27 <sup>3</sup> / <sub>8</sub> (694mm)
Int. Depth Overall (in.)	31 (788mm)	31 (788mm)
Int. Height Overall (in.)	66 <sup>7</sup> / <sub>8</sub> (1699mm)	66 <sup>7</sup> / <sub>8</sub> (1699mm)
Net Weight (lbs.)	391	391
Gross Weight (lbs.)	436	436

Design and specifications subject to change without notice.

Actual shipping weight may differ due to extra packing materials for product protection.

\* Depth does not include 1-1/4" for door handles. Depth does not include 3-1/2" for ramp.

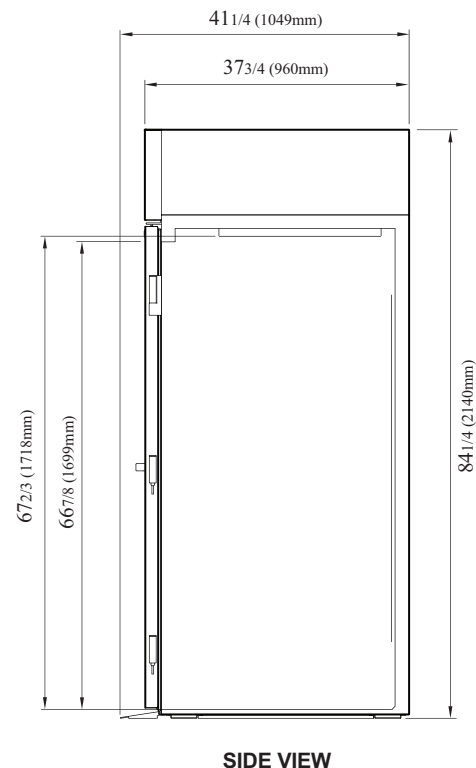
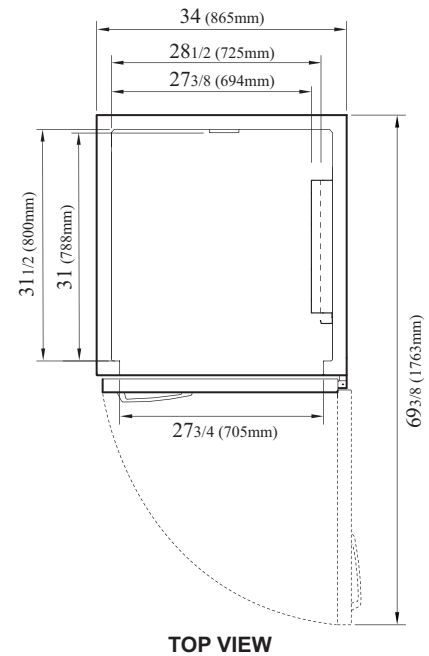
### ■ WARRANTY : 3 Year Parts and Labor Warranty

### ■ STANDARD FEATURES

- Door locks
- Solid and sturdy grille design
- Heavy duty stainless steel ramp

## PLAN VIEW

(unit : inch)



Ver.20251231



- Turbo Air: 800-627-0032
- Radiance: 800-500-3519
- Warranty: 800-381-7770
- AC: 888-900-1002